






IRB01-A: Open side of core, facing southwest.



IRB01-B: Open side of core, facing southeast.



IRB01-A: Dashed lines represent bedding planes. There is evidence of bioturbation throughout the core.



IRB01-B: Dashed lines represent bedding planes. Boxes indicate parallel laminations. There is evidence of bioturbation throughout the core.

Figure 43. Embedded box core peels from site IRB01 (see Figure 26 for location). Top: scans of core peels. Bottom: identification of features in each core.